شركة بيت المسك
BAYT AL MESK

COMPANY PROFILE

Bayt Al Mesk

General trading & contracting



Contents

03 Company overview

06 Civil works and buildings

08 Roads and water infrastructure

10 Mechanical and electrical systems

12 Supply and project delivery

14 Storage and tank construction

18 Foundations and structural steel

20 Heavy equipment installation

22 Pipework and access

24 Industrial sites after dark

26 Project enquiries

Founded in Kirkuk

Bayt Al Mesk was established in 2010 as an Iraqi limited liability company for general trading and contracting. Its work brings the supply of goods and equipment together with the civil, mechanical and electrical trades that install them.

2010

YEAR ESTABLISHED

IQD 1 billion

CAPITAL AT FORMATION

Purpose

To help owners put buildings and infrastructure into service by coordinating the materials, specialist work and site decisions each contract requires.

Ambition

To adapt successful construction methods to Iraqi project conditions, choosing ideas that suit the site, the owner’s needs and the resources available.

Leadership

Mohammed Ahmed serves as Managing Director. Project and supply enquiries are received through the company’s general office.



CONTRACTING IN PRACTICE

One site, several trades

On an industrial site, the route of a pipe can influence a foundation, an access platform and the space a crane needs to work.

EXTENT OF SERVICE

A defined work package

An owner can commission a civil package, a mechanical installation or the supply of equipment to a stated specification.

An integrated contract

For a wider brief, Bayt Al Mesk coordinates the trades and suppliers through delivery and handover to the owner.

Civil infrastructure

Earthworks, concrete and paved surfaces establish where structures stand, how vehicles reach them and where water goes.



Roads & bridges

The civil scope includes road paving and fixed concrete bridges. Approaches, finished road levels and drainage need to be resolved together.

Water infrastructure

The founding scope covers reservoirs, irrigation and drainage works, water networks and sewers. Their routes affect where roads can cross and buildings can connect.

Foundations

Reinforcement cages and concrete bases give the structural and mechanical trades fixed points for the work above them.

Buildings for daily use

The company’s building scope ranges from housing and production facilities to schools, hospitals and health centres. Each has a different starting point for design.





Stair and entrance-hall details from the company’s building portfolio.

Residential and production buildings

Housing calls for reliable services and usable circulation. In a production building, equipment layout and material movement also influence the structure and its openings.

Health and education facilities

Construction and fit-out for hospitals, health centres, schools and learning centres bring building services into the design early, alongside access, circulation and equipment needs.

Specialist finishes

Joinery, aluminium and electrical installations meet at doors, ceilings and service openings. The contractor coordinates these junctions with the relevant trades.

A street under construction

A paving crew and a pipe crew look at the same street differently. One works to the finished surface. The other follows the services beneath it. The sequence matters to both.



A roller compacts a strip of paving.



A pipe section is lowered into an open trench.

Working below the surface

Water and sewer alignments have to allow for existing services and connections at the edges of the road. The point where a buried line crosses a street affects excavation and reinstatement.

Returning the road to use

The civil works bring the trench, road base and paving back to the required level. On a built-up street, access to neighbouring properties is part of the brief.

Water and pumping

A water installation extends beyond the treatment unit. The pumps, isolating valves, discharge lines and building services must fit together and remain accessible once the plant is in use.



PUMP ROOM

Blue pump sets stand in parallel, with valves and connections above. The row leaves a clear route alongside the equipment for the people who operate and maintain it.

The plant and the network

The mechanical brief can include purification units, pumping equipment and pipework. The incoming and outgoing connections define where the plant meets the wider network.

What the owner specifies

The enquiry can set out the intended duty, water source, discharge point, space available and operating requirements. These decisions guide equipment selection and layout.

Mechanical systems



Steel framing carries pipework and provides access around installed equipment.

Water treatment and pumping

Supply, installation and operation of water purification units are part of the mechanical scope, alongside wastewater systems, pumping equipment and connecting pipework.

Heating, cooling and ventilation

Work includes central heating and cooling equipment, associated ductwork and fittings. Equipment access and duct routes need to be agreed before surrounding finishes are closed.

Pipelines and industrial equipment

The company's scope includes installing and maintaining water and petroleum-product pipelines, machinery and associated metalwork.

Power and communications

Electrical work extends from generating equipment and transmission structures to the communications and lift systems used within buildings.

Power generation and transmission

Bayt Al Mesk's scope covers supplying, installing and operating power-generation equipment, together with supplying and erecting electricity transmission towers.

Telecommunications

Work includes communications poles and telephone exchanges. The brief defines the equipment to be supplied, where it will be installed and how it connects to the receiving system.

Lifts and building connections

Lift installation and operation require the mechanical equipment, building opening and electrical supply to be coordinated as one installation.

AT THE BUILDING INTERFACE

A lift opening, a duct riser and a cable route all take up physical space. Agreeing their positions in the drawings gives the site team a common reference before the structure is closed.

Project supply



A delivery vehicle at the entrance to an industrial facility.

Trading and procurement

General trading covers the import and export of permitted goods. For a project order, the item description, quantity, technical specification and delivery point form the basis of the enquiry.

Transport and equipment

The company's supply and transport remit includes machinery, vehicles, tools and accessories. A load's dimensions and the site receiving arrangements can influence both vehicle choice and delivery timing.

From brief to handover

Bayt Al Mesk can undertake an individual package or coordinate multiple trades for an owner. The extent of its responsibility follows the contract.

01 Agree the scope

Define the drawings, specifications, quantities, dates and work to be carried out by the owner or other contractors.

02 Coordinate the trades

Bring civil, mechanical, electrical and finishing teams together around shared openings, access needs and connection points.

03 Review progress

Meet with the owner at intervals to discuss progress, identify decisions that affect the work and agree how to proceed.

04 Prepare the handover

Review the completed package against its contractual requirements and agree what the owner needs to put it into use.

FIELD PORTFOLIO / STORAGE

Tank construction

The two tanks in the foreground carry the identifiers 90-TK-004C and 90-TK-004B. Stairways follow the curve of each shell to a roof platform. Pipe runs pass through the space between the tanks.

VIEW FROM ABOVE

Inside the shell



A view into an open tank shows steel plates laid out within the shell. A lattice boom extends over the rim toward the centre.

At the tank rim



A crane reaches over the upper edge of a cylindrical steel shell.

Working across the shell

Seen from outside, the shell hides most of the work area. The crane boom clears the rim and the hook descends close to the upper course of steel. The tank diameter and the height of the shell shape the available reach.

Inside the perimeter



Curved shell plate at left and adjoining steel plates inside the tank.

STEEL PLATE LAYOUT

A view from the rim reveals how the plate edges meet the curved perimeter. From this angle, individual seams are visible across a surface that reads as a single plane in the wider photograph.

Reinforcement before the pour

The reinforcement cage is still visible at this stage. Once the base has been cast, much of the work that fixes the steel in position will sit beneath the concrete.



Reinforcement assembled beside excavated foundations.

Steel at height



AT THE FRAME

Several crane booms reach above a scaffolded structure. The steelwork and temporary access occupy the same work front.

For the civil and erection teams, a change at ground level can affect work several storeys up. Where a crane can stand, and what it can reach, matters before the next section arrives.

A vessel on the hook

A long cylindrical vessel spans much of the work area. Suspended above the structure, it shows how the dimensions of one item can shape an entire installation sequence.



A second view shows crane booms beside a vertical tower at night. In both views, the space above the equipment matters as much as the footprint on the ground.

Following the pipe rack



Parallel lines approach a process structure on an elevated steel rack.

Between equipment and structures

A rack gathers pipes into a common corridor and carries them across the site. As the lines approach equipment, they turn and separate. Each change of direction has to fit the supporting steel and the available space.

Reading the photograph

The long straight run in the foreground gives way to branches and bends as the rack meets the process unit.

Room for maintenance

Platforms, handrails and walkways make equipment reachable long after installation. Their position has to make sense at the level where someone will actually stand.



A multilevel steel structure stands behind a network of ground-level pipework.

Connections at different levels

Stairs and platforms link service points at different elevations. An elevated viewpoint shows the pipe route. A ground-level view reveals the clearances beneath it.

FIELD PORTFOLIO / NIGHT VIEWS

The site after dark

Lighting outlines the platforms against the sky. At ground level, pools of light follow the working areas beneath the structure.



AT TANK LEVEL

Across a storage area, low-level lighting picks out tank shells and the curve of the access road. The viewpoint shifts from vertical equipment to the route between it.

Scoping an enquiry

An early conversation is most productive when the owner can describe what needs to be built, supplied or put into service. The following information helps define a quotation.

Site and intended use

Identify the location, the facility's purpose, access conditions and any work that must continue nearby.

Drawings and quantities

Share available layouts, specifications, schedules of quantities and equipment data. Flag items that still need design input.

Contract boundaries

Identify the supply, installation, connection and handover responsibilities. List the work that other parties will undertake.

Timing and delivery

State the required dates, delivery point, access windows and any commissioning or owner review milestones.

Company contact



MANAGING DIRECTOR

Mohammed Ahmed

GENERAL ENQUIRIES

info@baytalmesk.com

+964 777 000 0838

+964 787 000 0838

شركة بيت المسك
BAYT AL MESK



Bayt Al Mesk

General Trading and Contracting Limited Liability

info@baytalmesk.com